
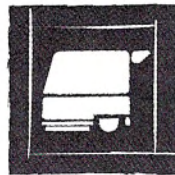


GERFLOR COMMERCIAL



**Gerflor floorings, in common with all heavy duty floorings, require correct and regular maintenance. Whatever the manufacturing finish, satisfactory results can only be obtained by following certain basic maintenance rules.**

### **Rubber leaves indelible stains on vinyl floorings :**

- do not use mats with rubber backing
- replace tubular furniture feet with those made of PVC or polyamide (do not use rubber furniture feet and wheels)

Never use solvent-based wax, seals, polishes or varnish, particularly those containing acetone and other PVC solvents. Place a barrier mat (which does not have a rubber backing) in doorways and entrances. Delay maintenance until 72 hours installation for rolls and an entire week after installation for tiles.

Four types of maintenance are recommended according to the floorcovering installed :

- Very low maintenance = floorings with PROTECSOL® treatment
- Low maintenance = floorings with

polyurethane (PUR) treatment

- Normal maintenance = non treated floorings
- Specific maintenance = antistatic and conductive floorings

### **VERY LOW MAINTENANCE PRODUCTS**

(with PROTECSOL® treatment)

**Taralay Comfort, Brazilia, Forum, Jamaïca, Metallica, Saga.**

PROTECSOL® is a thick continuous UV-cured protective polyurethane surface treatment applied to the product during the manufacturing process.

Results : it is not necessary to seal the floor over complete lifetime, the maintenance cost will be greatly reduced during the life of the floor.

### **INITIAL CLEANING**

Remove loose debris after the

installation of floor. Wash floor with a low speed cleaning machine (150-200 rpm) fitted with a red pad. Use neutral detergent. Ensure that all detergent residues are rinsed and removed from the floor.

### **PROTECTION**



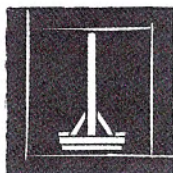
This step also known as "metalisation", "self-shine", or "polishing", is not necessary for the PROTECSOL® treated products.


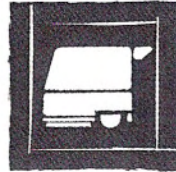

### **DAILY MAINTENANCE**

Remove dirt with a damp mop and neutral detergent. Dry sweeping is also possible. Mechanical maintenance provides better aesthetic results.

### **PERIODIC MAINTENANCE**

Clean with a high speed (450 rpm) machine fitted with a red pad or nylon brush or scrubbing machine + neutral detergent.





## LOW MAINTENANCE PRODUCTS

(with PUR treatment)

Activa 250, Accord 300.

PUR treatment is a protective polyurethane surface treatment applied to the product during the manufacturing process.

Results : it is not necessary to seal the floor after installation. Protection is required when aesthetic and hygienic properties are judged inappropriate by maintenance staff. In the meantime, maintenance cost are reduced.

### INITIAL CLEANING

Remove loose debris after the installation of the floor. Wash floor with a low speed cleaning machine (150-200 rpm) fitted with a red pad. Use neutral detergent. Ensure that all detergent residues are rinsed and removed from the floor.

### PROTECTION

This step also know as "Metallisation", "selfshine", or "polishing" is only necessary when aesthetic and hygienic properties are judged inappropriate by maintenance staff.

### DAILY MAINTENANCE

Remove dirt with a damp mop and neutral detergent or floor maintainer. Dry sweeping is also possible.

### PERIODIC MAINTENANCE

Clean with a high speed (450 rpm) machine fitted with a red pad, or nylon brush, or a scrubbing machine + neutral detergent, or floor maintainer.

## NORMAL MAINTENANCE PRODUCTS

**Non treated floorings: Classic Imperial, Tarasafe ranges, Creation ranges.**

### INITIAL CLEANING

Remove loose debris after the installation of floor. Wash and clean off with a machine fitted with blue or green pad + stripping agent at 150-200 rpm. The brown pad is suitable for removal of heavy dirt and/or grease. Ensure that all detergent residues are rinsed and removed from the floor.

### PROTECTION

This step is also know as "metallisation", "self-shine", or "polishing". It is usual to apply 3 coats of polish to new floors, as this will impair the slip resistance, allowing one coat to dry before applying the next coat.

⚠ Do not go through this treatment with the following products :

Tarasafe, Tarasafe Comfort, Tarasafe Ultra, Tarasafe Style, Tarasafe Trend, Tarasafe Select, Tarasafe Super, to keep their slip resistance properties.

### DAILY MAINTENANCE

Remove dirt with a damp mop and neutral detergent or disinfectant. Dry sweeping may be sufficient.

### PERIODIC MAINTENANCE

Clean with a high speed (450 rpm) machine fitted with a blue or red pad using a spray detergent or floor maintainer.

For Tarasafe ranges, clean with a machine fitted with a blue or green pad (450 rpm) or a scrubbing machine + neutral detergent.

Every year protection should be removed and reapplied.

